

## SAFETY PRECAUTIONS

1. The device must be installed by a qualified person,
2. Disconnect all power before working on the device. Don't touch any terminal when the power is ON.
3. Verify correct terminal connection when wiring.
4. Don't dismantle or repair the device whether it operates normally, otherwise no responsibility is assumed by producer and seller.
5. Never use the device at the site which can be invaded by corrode gas, strong sunshine light and rain.
6. Clean the device with a dry cloth.
7. Fail to follow these instructions will result in serious injury or death.

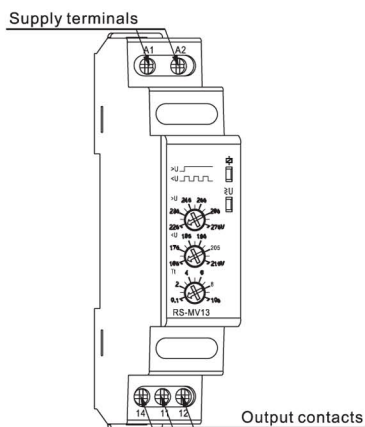
## FEATURES

- Microcontroller based
- Supply voltage monitoring(True RMS measurement)
- Voltage measurement error:  $\leq 1\%$
- LED indication for control state
- Threshold voltage and trip delay setting by independent knobs
- Auto reset
- 1module Din rail mounting

## TECHNICAL DATA

Supply terminals	A1,A2
Rated supply voltage	AC220V
Rated frequency	50/60Hz
Voltage operation range	AC150~275V
U> threshold setting	225V~275V
U< threshold setting	165V~215V
Hysteresis	$\pm 3\%$ of threshold setting value
Voltage measurement error	$\leq 1\%$ (over the whole range)
Trip delay	0.1~10s
Trip delay error	$\pm 5\% + 0.1s$
Output contacts	11,12,14
Current rating	8A/AC1
Contacts capacity	AC-15: 2A
Type of output	1C/O
Rated insulation voltage	250V
Max.fuse ratings	RT36-00 5A
Protection degree	IP20
Pollution degree	3
Electrical life	$10^5$
Mechanical life	$10^6$
Altitude	$\leq 2000m$
Operating temperature	$-25^{\circ}C \sim 50^{\circ}C$
Humidity	$\leq 50\%$ at $40^{\circ}C$ (without condensation)
Storage temperature	$-25^{\circ}C \sim 55^{\circ}C$
Wire size	$0.5mm^2 \sim 1mm^2$
Torque	0.5Nm
Mounting	TH-35 rail (IEC/EN60715)

## APPEARANCE

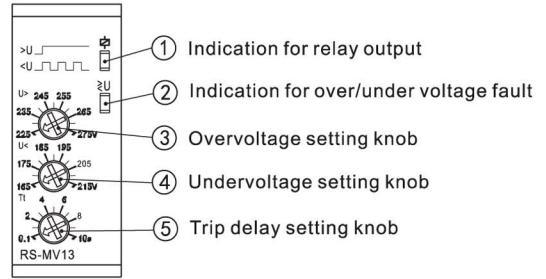


# RS-MV13

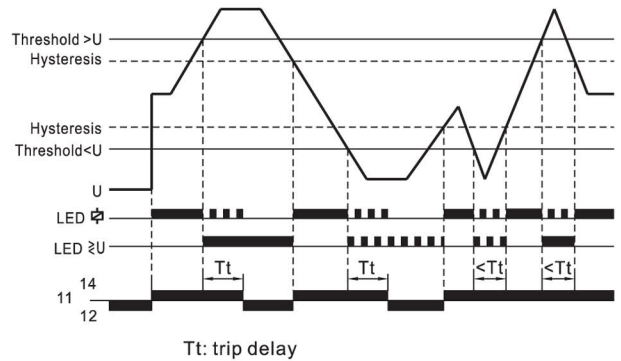
## SINGLE PHASE VOLTAGE MONITORING RELAY

Please read complete instructions prior to installation and operation of the device.

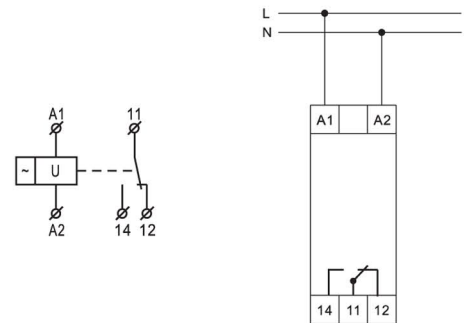
## FRONT-FACE PANEL



## FUNCTION DIAGRAM



## WIRING DIAGRAM



## DIMENSION

