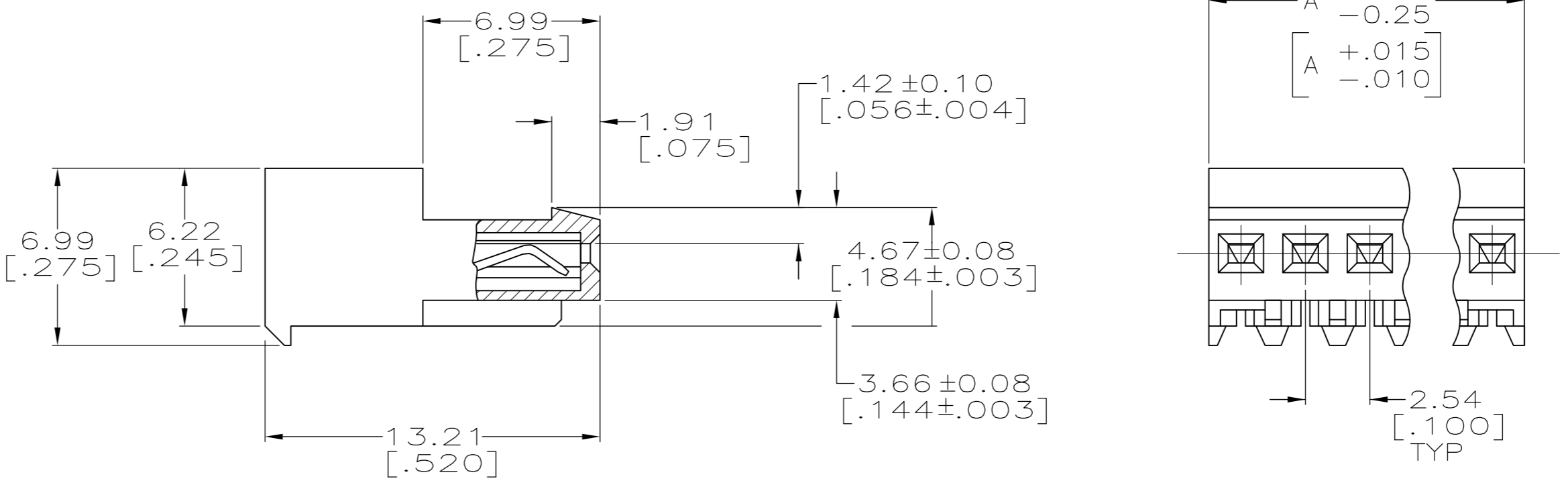
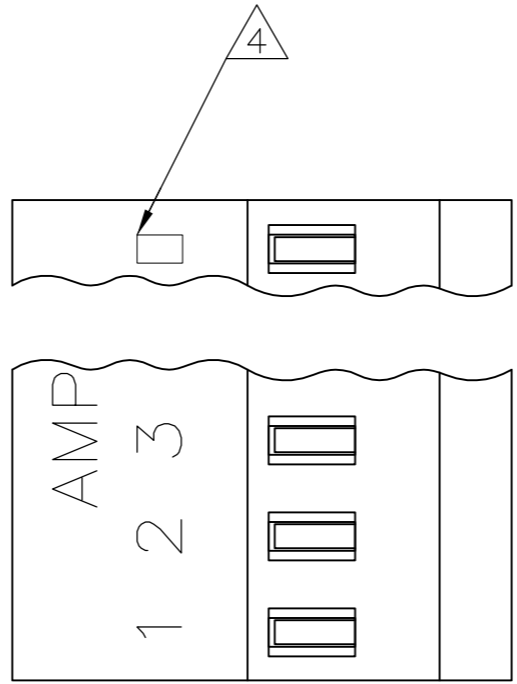


THIS DRAWING IS UNPUBLISHED. RELEASED FOR PUBLICATION
 © COPYRIGHT - By - ALL RIGHTS RESERVED.

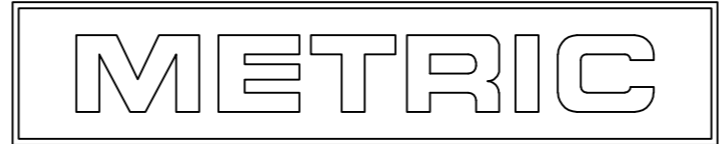
LOC	DIST	REVISIONS			
P	LTR	DESCRIPTION	DATE	DWN	APVD
CM	00	N2	REVISED PER ECO-11-004587	11MAR11	RK HMR

YES	DIM A	NO. OF CIRCUITS	PART NO.
YES	71.12[2.800]	28	5-640441-8
YES	68.58[2.700]	27	5-640441-7
YES	66.04[2.600]	26	5-640441-6
YES	63.50[2.500]	25	5-640441-5
YES	60.96[2.400]	24	5-640441-4
YES	58.42[2.300]	23	5-640441-3
YES	55.88[2.200]	22	5-640441-2
YES	53.34[2.100]	21	5-640441-1
YES	50.80[2.000]	20	5-640441-0
YES	48.26[1.900]	19	4-640441-9
YES	45.72[1.800]	18	4-640441-8
YES	43.18[1.700]	17	4-640441-7
YES	40.64[1.600]	16	4-640441-6
YES	38.10[1.500]	15	4-640441-5
YES	35.56[1.400]	14	4-640441-4
YES	33.02[1.300]	13	4-640441-3
YES	30.48[1.200]	12	4-640441-2
YES	27.94[1.100]	11	4-640441-1
YES	25.40[1.000]	10	4-640441-0
YES	22.86[.900]	9	3-640441-9
YES	20.32[.800]	8	3-640441-8
YES	17.78[.700]	7	3-640441-7
YES	15.24[.600]	6	3-640441-6
YES	12.70[.500]	5	3-640441-5
YES	10.16[.400]	4	3-640441-4
YES	7.62[.300]	3	3-640441-3
YES	5.08[.200]	2	3-640441-2
NO	71.12[2.800]	28	2-640441-8
NO	68.58[2.700]	27	2-640441-7
NO	66.04[2.600]	26	2-640441-6
NO	63.50[2.500]	25	2-640441-5
NO	60.96[2.400]	24	2-640441-4
NO	58.42[2.300]	23	2-640441-3
NO	55.88[2.200]	22	2-640441-2
NO	53.34[2.100]	21	2-640441-1
NO	50.80[2.000]	20	2-640441-0
NO	48.26[1.900]	19	1-640441-9
NO	45.72[1.800]	18	1-640441-8
NO	43.18[1.700]	17	1-640441-7
NO	40.64[1.600]	16	1-640441-6
NO	38.10[1.500]	15	1-640441-5
NO	35.56[1.400]	14	1-640441-4
NO	33.02[1.300]	13	1-640441-3
NO	30.48[1.200]	12	1-640441-2
NO	27.94[1.100]	11	1-640441-1
NO	25.40[1.000]	10	1-640441-0
NO	22.86[.900]	9	640441-9
NO	20.32[.800]	8	640441-8
NO	17.78[.700]	7	640441-7
NO	15.24[.600]	6	640441-6
NO	12.70[.500]	5	640441-5
NO	10.16[.400]	4	640441-4
NO	7.62[.300]	3	640441-3
NO	5.08[.200]	2	640441-2
LEADFREE	DIM A	NO. OF CIRCUITS	PART NO.



△ SUPERCEDED BY 5-640441-8
 △ SUPERCEDED BY 5-640441-7
 △ SUPERCEDED BY 5-640441-6
 △ SUPERCEDED BY 5-640441-5
 △ SUPERCEDED BY 5-640441-3
 △ SUPERCEDED BY 5-640441-1

- △ MATERIAL: CONNECTOR - NYLON UL94V-2 (WHITE).
 CONTACTS - 0.30[.012] THICK COPPER ALLOY BRIGHT TIN-LEAD .00203[.000080] MIN THICKNESS FOR 640441-2 THRU 2-640441-8.
 MATTE WHISKER MITIGATED TIN .00203[.000080] MIN THICKNESS OVER NICKEL UNDERPLATE FOR 3-640441-2 THRU 5-640441-8.
- 2. CONTACTS ACCEPT 24 AWG WIRE WITH 1.52[.060] MAX INSULATION DIAMETER.
- 3. CONTACTS MUST ACCEPT 0.64 ± 0.03[.025] POST AND REMAIN LOCKED IN POSITION.
- △ IDENTIFICATION NUMBER FOR LAST CIRCUIT MAY NOT APPEAR ON ALL ASSEMBLIES.
- 5. DIMENSIONS IN BRACKETS ARE IN INCHES.
- 6. HOUSING FEATURES ARE: CLOSED END WITH LOCKING RAMP.
- △ OBSOLETE PARTS: OBSOLETE CIS STREAMLINING PER D.RENAUD/D.SINISI



THIS DRAWING IS A CONTROLLED DOCUMENT.		DWN S. CARPENTER 09JUN2003		
DIMENSIONS: mm [INCHES]		CHK D. BOSSI 09JUN2003		
TOLERANCES UNLESS OTHERWISE SPECIFIED:		APVD D. BOSSI 09JUN2003	NAME	
0 PLC ±	1 PLC ±	PRODUCT SPEC	MTA-100 CONNECTOR ASSEMBLY, 24 AWG, STANDARD	
2 PLC ±	3 PLC ± 0.13 [.005]	APPLICATION SPEC	SIZE A2	CAGE CODE 00779
4 PLC ±	ANGLES ±	FINISH	DRAWING NO C-640441	RESTRICTED TO -
MATERIAL △	FINISH △	WEIGHT	SCALE 5:1	SHEET 1 of 1
CUSTOMER DRAWING			REV N2	