

# DC Disconnect Switch

DX Series



Bremas Ersee SpA  
Via castelazzo 9 - 20040 Cambiago (MI)  
Tel +39 02 96851011 Fax +39 02 96851039  
www.bremas.eu info@bremas.it  
ISO 9001 Certified Quality System

## DX150301EUADRND



### Technical data according to IEC 60947-3:2015/A2 AnnexD

Utilization category			PV1 (DC21B)	PV2
Rated operational voltage	Ue	V dc	1500	1500
Rated operational current	Ie	A dc	20	8
Rated operational voltage (second rating)	Ue	V dc	1300	1300
Rated operational current (second rating)	Ie	A dc	25	10
Rated operational voltage (third rating)	Ue	V dc	1250	1250
Rated operational current (third rating)	Ie	A dc	30	12
Rated operational voltage (fourth rating)	Ue	V dc	1000	1000
Rated operational current (fourth rating)	Ie	A dc	50	20
Rated operational voltage (fifth rating)	Ue	V dc	-	800
Rated operational current (fifth rating)	Ie	A dc	-	30
Rated operational voltage (sixth rating)	Ue	V dc	-	700
Rated operational current (sixth rating)	Ie	A dc	-	40
Rated thermal current	Ith	A	50	
DC Poles		Nr.	2	
Rated conditional short-circuit current		kA	5	
Rated insulation voltage	Ui	V dc	1.500	
Rated impulse withstand voltage	Uimp	kV	8	
Rated short-time withstand current (1s)	Icw	A	780	
Rated short-circuit making capacity	Icm	kA	1,4	
Power loss per layer at 20A/50A		W	0,2/1,25	
Max fuse size for short-circuit protection	gPV	A	50	

### Mechanical characteristics

Type of mounting			Base mounting. Back-side for DIN rail, for standard distribution boards (45mm window). With pre-mounted knob
Layers		Nr.	3
Screwdriver orientation for terminals			Head up
External metal parts (screws, shaft)			Stainless steel
Terminal capacity with flexible/solid wires	Max	mm <sup>2</sup> AWG	2x 6 10
Terminal capacity with fork terminals	Max	mm <sup>2</sup> AWG	1x 16 6
Thread dimensions for terminal screws			M4
Terminal screws tightening torque		Nm	1,7 ± 10%
Actuator operation force		Nm	1,5
Net weight		g	193

### Protection degree IEC 529 EN 60529

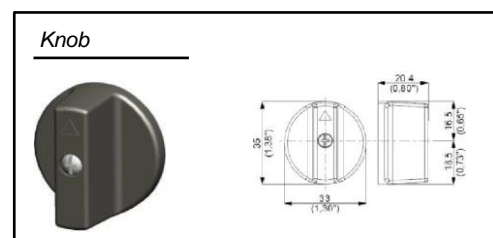
On terminals			IP20
Mounted on panel			---

### Ambient conditions

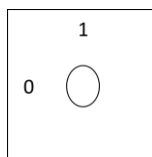
Pollution degree ins.			2
Operational ambient temperature		°C	-40 ÷ +70
Storage ambient temperature		°C	-40 ÷ +85
Damp heat test IEC60068-2-30			90-100% RH at +55 °C



Screwdriver orientation for terminals



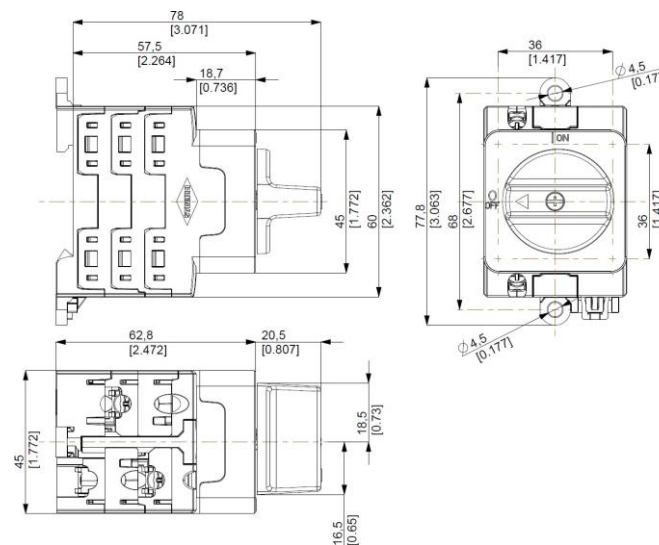
### Positions



### Electrical Diagram

Layer	1	2	3	4	5	6	7	8	9	10	11	12	13	14	15	16
Marking	-1	+1														
	⊖	⊕														
	⊖	⊕														
Marking	-1	+1														
0/OFF																
I/ON	X	X														

### Dimensions



### Drilling Templates

