

Serie CE/CT 156 / Series CE/CT 156

Serie CEH/CTH 156 / Series CEH/CTH 156

2- bis 24- polige End- und Durchgangs-Federleisten im Raster 3,96 mm, Abdeckkappen

- Hohe Strombelastbarkeit AWG 18, 12,5 A / 70 °C
- Kugelförmige Kontaktpunkte (Hertz-Stress Prinzip)
- Schwarzes Gehäuse Polyamid 6/6 hitzestabilisiert UL 94V-0

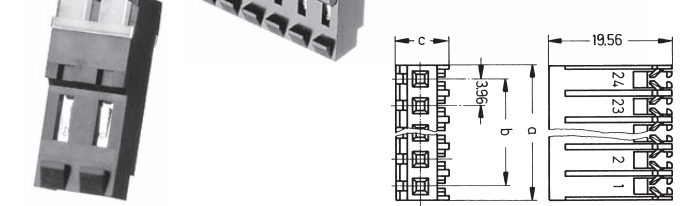





396
mm
156"



3.96 mm (0.156") End and through connectors available in 2 - 24 circuits with optional cover

- Provides high current capacity, 18 AWG, 12.5 A / 70 °C
- Dimpled contact increases hertz stress
- 6/6 Nylon heat stabilised UL 94V-0 rated black housing



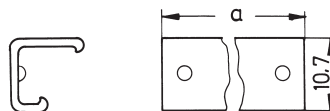
Abmessungen / Dimensions

		Polzahl / No. of Circuits																							
		2	3	4	5	6	7	8	9	10	11	12	13	14	15	16	17	18	19	20	21	22	23	24	
CE/CT (mm)	a	7,92	11,89	15,85	19,81	23,77	27,74	31,70	35,66	39,62	43,59	47,55	51,51	55,47	59,44	63,40	67,36	71,32	75,29	79,25	83,21	87,17	91,14	95,10	
	b	3,96	7,92	11,89	15,85	19,81	23,77	27,74	31,70	35,66	39,62	43,59	47,55	51,51	55,47	59,44	63,40	67,36	71,32	75,29	79,25	83,21	87,17	91,14	
CEH/CTH (mm)	a	7,92	11,89	15,85	19,81	23,77	27,74	31,70	35,66	39,62	43,59	47,55	—	—	—	—	—	—	—	—	—	—	—	—	
	b	3,96	7,92	11,89	15,85	19,81	23,77	27,74	31,70	35,66	39,62	43,59	—	—	—	—	—	—	—	—	—	—	—	—	

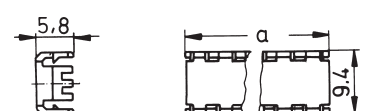
Bestell-Nummern³⁾ / Part Number³⁾

Ausführung / Version	Anschlussquerschnitt / Wire Size				Maß / Dimension / c (mm)
	AWG 24 (0,2 – 0,25 mm ²)	AWG 22 (0,3 – 0,4 mm ²)	AWG 20 (0,5 – 0,6 mm ²)	AWG 18 (0,8 – 1,0 mm ²)	
Leiteraufbau	7 × 0,203 19 × 0,127	7 × 0,254 19 × 0,160	7 × 0,320 19 × 0,203	7 × 0,404 19 × 0,254	
End-Federleisten / End Connector /	CE156F24-□ ³⁾ -□ ⁴⁾	CE156F22-□ ³⁾ -□ ⁴⁾	CE156F20-□ ³⁾ -□ ⁴⁾	CE156F18-□ ³⁾ -□ ⁴⁾	8,4
Durchgangs-Federleisten / Through Connector	CT156F24-□ ³⁾ -□ ⁴⁾	CT156F22-□ ³⁾ -□ ⁴⁾	CT156F20-□ ³⁾ -□ ⁴⁾	CT156F18-□ ³⁾ -□ ⁴⁾	9,0
End-Federleisten / End Connector /	—	—	—	CEH156F18-□ ³⁾ -□ ⁴⁾	8,4
Durchgangs-Federleisten / Through Connector	—	—	—	CTH156F18-□ ³⁾ -□ ⁴⁾	9,0
CEH/CTH Gehäusefarbe / CEH/CTH Case Colour	Schwarz / Black				
Kennfarbe Anschlussquerschnitt / AWG Identification Colour	Schwarz / Black		Rot / Red	Braun / Brown	Natur / Natural
Schutzkappe für End-Federleisten / Snap-on Cover for End connectors					EC156F-□ ³⁾ -□ ⁴⁾
Schutzkappe für Durchgangs-Federleisten / Snap-on Cover for Through connectors					TC156F-□ ³⁾ -□ ⁴⁾
Kappe für End- und Durchgangs-Federleisten / Strain Relief Combination Cover					SCC156F-□ ³⁾ -□ ⁴⁾

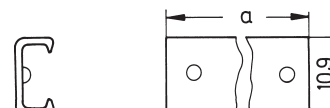
Schutzkappe EC
(für End-Federleisten)
Snap-on Covers EC
(for end connectors)



Kappe SCC mit integr. Zugentlastung
(für End- und Durchgangs-Federleisten)
Strain Relief Combination Cover SCC
(for end & through connectors)



Schutzkappe TC
(für Durchgangs-Federleisten)
Snap-on Covers TC
(for through connectors)



³⁾ Polzahl / No. of Poles ⁴⁾ Verpackungseinheit / Packing Quantity