

1

2

3

4

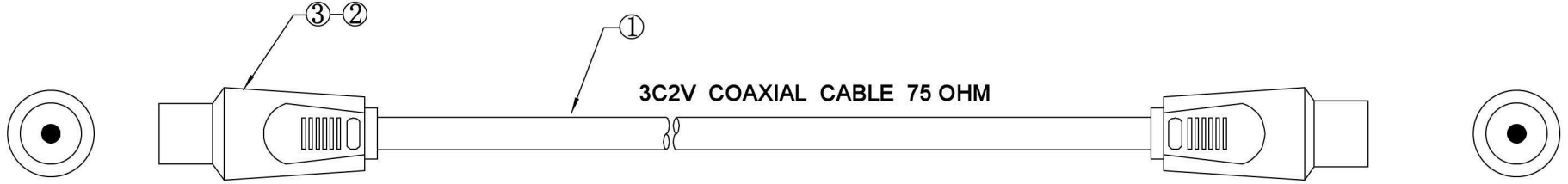
5

6

NO.	REV	DESCRIPTION	DATE

A

A



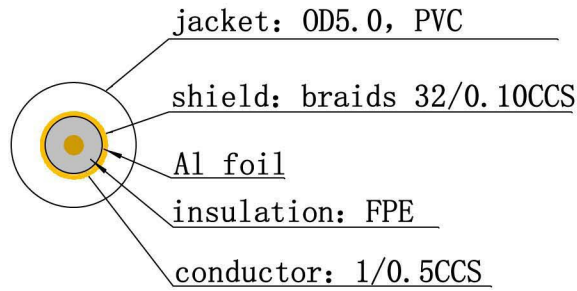
9.5(male)

9.5(male)

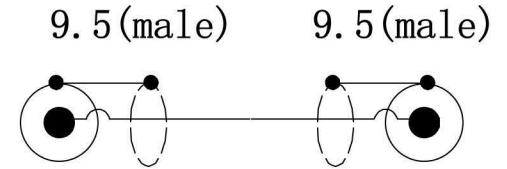
B

B

FNAME



**cable structure**



**wiring diagram**

**NOTE:**

- 1. 100% OPEN, DISLOCATION TEST;
- 2. ON-RESISTANCE MAX 5.0Ω ;
- 3. INSULATION RESISTANCE MIN 5MΩ ;
- 4. REOHS COMPLIANT.

D

D

3	9.5 plug	45P PVC	2		
2	9.5 connector	Nickel plated iron (male)	2		
1	cable	1/0.5CCS+FPE+Al+braids32/0.10CCS, OD5.0, PVC			
NO.	Title	Description	Material	Q'ty	Remark

		9.5TV MALE-9.5TV MALE CABLE			
		PART NO.			
Draw	WZC	CONSUMER			
Check		DATE	2023.10.25	REV.	A
APP.		PAGE 1 of 1	UNIT	mm	SCALE 1:1

1

2

3

4

5

6