

# CSM-S08F1



## Main Feature

- Snap-on mounting on DIN-rail.
- Screw mounting.
- Pozidrive screw with rising clamp terminals.
- Logical layout of input-/output connection.
- Metal clip with ejection function for relays of 50mm height.
- White marking area.
- DIN-rail sockets and accessories: RoHS compliance (Directive 2002/95/EC).
- Socket with screw-type terminal for DIN-rail mounting.

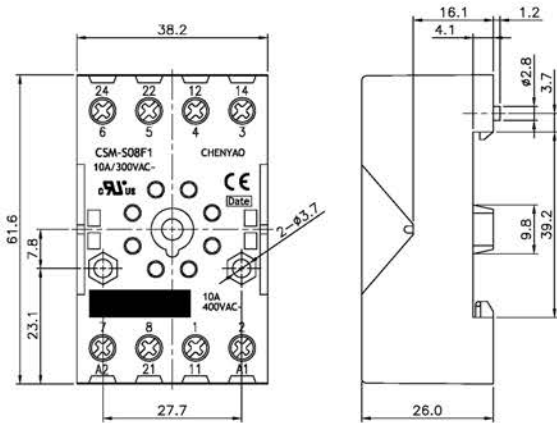
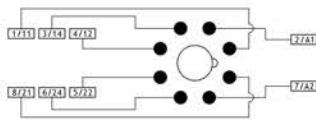
## Specifications

Rated current.....12A  
 Rated voltage / max. Switching voltage AC..150/300VAC  
 Dielectric strength coil-contact circuit.....2,500V<sub>rms</sub>  
 Clearance / creepage coil-contact circuit.....≥ 2.8/4mm  
 Material group of insulation parts.....≥ IIIa  
**Insulation to IEC 60664-1**  
 Type of insulation coil-contact circuit.....basic  
 Open contact circuit.....functional  
 Rated insulation voltage.....250V  
 Pollution degree.....2  
 Rated voltage system.....230/400V  
 Over voltage category..... III  
**RoHS Directive 2002/95/EC**  
 Sockets, retainers and marking tag:.....compliant  
 Degree of protection DIN 40050.....IP20  
 Ambient temperature range.....-25... +70°C  
 Terminals.....screw  
 Terminal screw torque acc. IEC 61984.....0.5Nm  
 Max.....0.7Nm  
**Wire cross section**  
 Single wire.....2X2.5mm<sup>2</sup>  
 Fine wire.....2x2.5mm<sup>2</sup>  
 With bootlace crimp (DIN 46228/1).....2x1.5mm<sup>2</sup>  
 Insertion cycles.....A (10)  
 Max. Insertion Force total.....100N  
 Mounting distance.....0, dense packing  
 Weight.....54g  
 Packaging unit.....20 pcs.

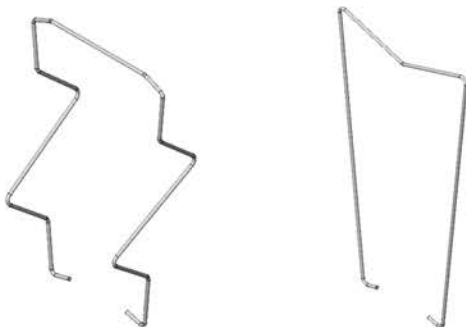


UL/CUL No: E306487

## Dimensions



## Accessories



## Order Information

**CSM - S 08 F1 - □**

Special remark	Nil (for standard) L (for LED module) H (for high insulation) R (for level function different)
Insulation levels	F1 (for one level)
Relay terminals	08 (for 08 terminals relay) 11 (for 11 terminals relay)
Contact form	S (for screw type)
Item	CSM